SWEETWATER SPRINGS WATER DISTRICT

TO: Board of Directors **AGENDA NO. VI**

FROM: Steve Mack, General Manager

Meeting Date: November 5, 2009

Subject: GENERAL MANAGER'S REPORT

RECOMMENDED ACTION: Receive report from the General Manager.

FISCAL IMPACT: None

DISCUSSION:

1. **Laboratory Testing:** Water quality tests confirm that all SSWD water meets all known State and Federal water quality standards.

2. **Water Production and Sales:** Water sales in September were 32,481 units (74.6 AF) and production was 79.0 AF. Compared to one year ago, sales are lower and production is approximately the same (80.2 and 90.9, respectively). The attached Figure 1 shows the 12 month moving averages since 2001.

3. **Leaks:** The District spends much staff time addressing leaks and we have an extensive capital program to replace water mains. In September we had 24 total leaks and spent 80 man-hours on them. That's less than August of this year and also September one year ago. Figure 2 shows leak history and man-hours spent dealing with leaks since 2001.

4. **Capital Improvement Projects:** KAT Construction is essentially completed with CIP IV-A, Project 2, which is main replacement in the Monte Rio Terraces, and an Notice of Completion for the project is on this meeting's agenda. KAT did excellent work for the District and was particularly good with working with the residents of the project area. KAT's construction work interfered with access where they were working and the KAT staff worked with affected residents to keep the problems to a minimum. We have heard from the residents of the area that they have noticed the improved water quality and pressure, and we are spending much less time in the project area dealing with leaks.

   District staff have completed the scheduled work for the in-house project on Duncan Trail in the Monte Rio system. This entailed replacing approximately 1100 feet of ¾ inch pipe with 1.5 inch pipe and appurtances (seven services). Completion of this project has provided better water quality and

pressure to the affected customers and reduced the amount of flushing required to maintain a chlorine residual.

5. **Rainfall.** I haven't started the rainfall chart for this rain season yet. We did have a nice start for the season in early October and hope for more in the coming months.

6. **Russian River Water Shortage.** The Temporary Urgency Change (TUC) period ended on October 2, 2009 and the rains of early October and the increased releases from Lake Mendocino have raised flows in the Russian River to over 100 cfs by October 6, and higher for most of the month. Figure 3 shows the summer flows in the Russian River during the TUC period compared to prior years. Also of interest is the District water production and sales during the TUC period compared to the State Board mandated base year of 2004. Figures 4 and 5 show production and sales, respectively. Production in September met the 25% target. For the TUC period (June through September) production was 15% below 2004 and sales were 18% below 2004.

7. **Russian River Instream Flow and Restoration, Public Policy Facilitation Committee (Committee) Meeting, October 29, 2009.** I attended the annual "check-in" meeting of the Committee. This Committee is comprised of elected officials of Sonoma and Mendocino Counties and high level staff from State and Federal agencies associated with the Russian River Biological Opinion. I came away with several impressions of the overall process which I'll state briefly:

   - It's amazing how the Endangered Species Act consultation process for two dams has such far reaching implications on activities not directly related to the dams' operations.

   - A TUC declaration will happen on a yearly basis until D1610 is changed – that's in the Biological Opinion (BO).

   - The BO summer flow is more related to keeping the sand barrier closed at the mouth of the Russian River than anything to do with flow requirements of the subject fish. Yet, the sand barrier was open during July when flows were low, but closed during October when flows were much higher.

Figure 1. Water Production and Sales 12 Month Moving Average
Sweetwater Springs Water District

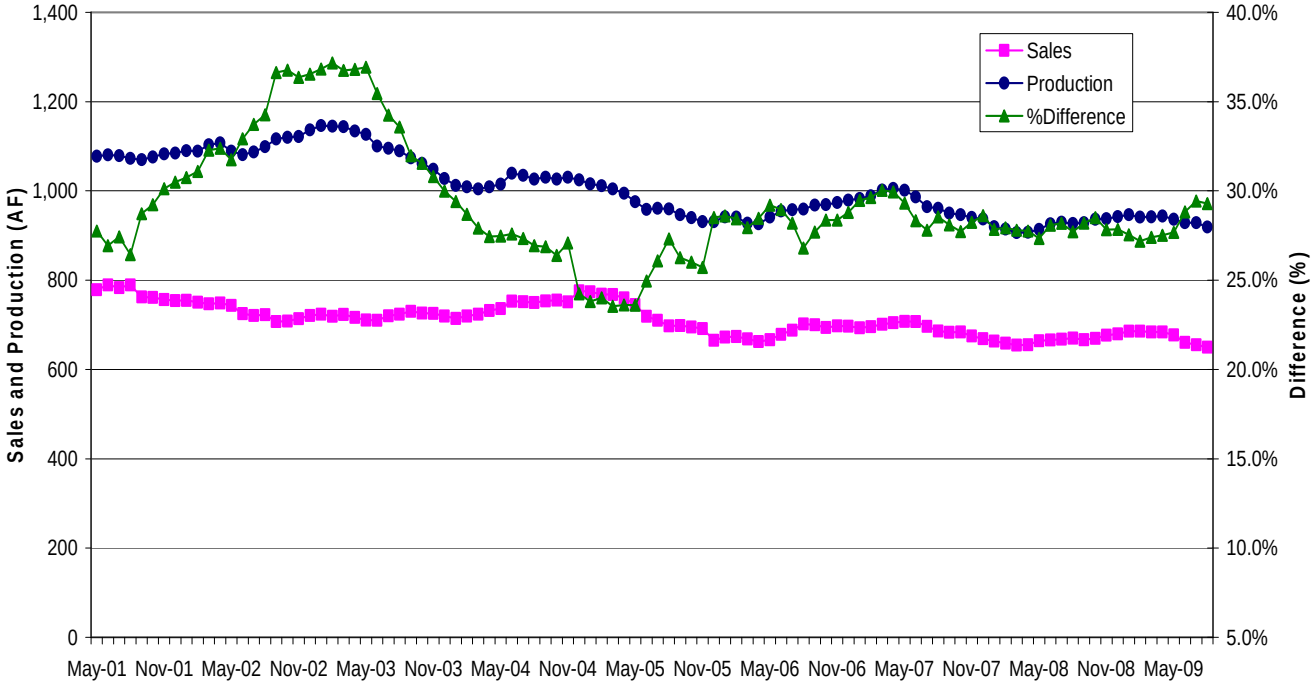

Figure 2. Sweetwater Springs Water District Total Pipeline Breaks and Hours Spent in Repair, Moving Annual Average

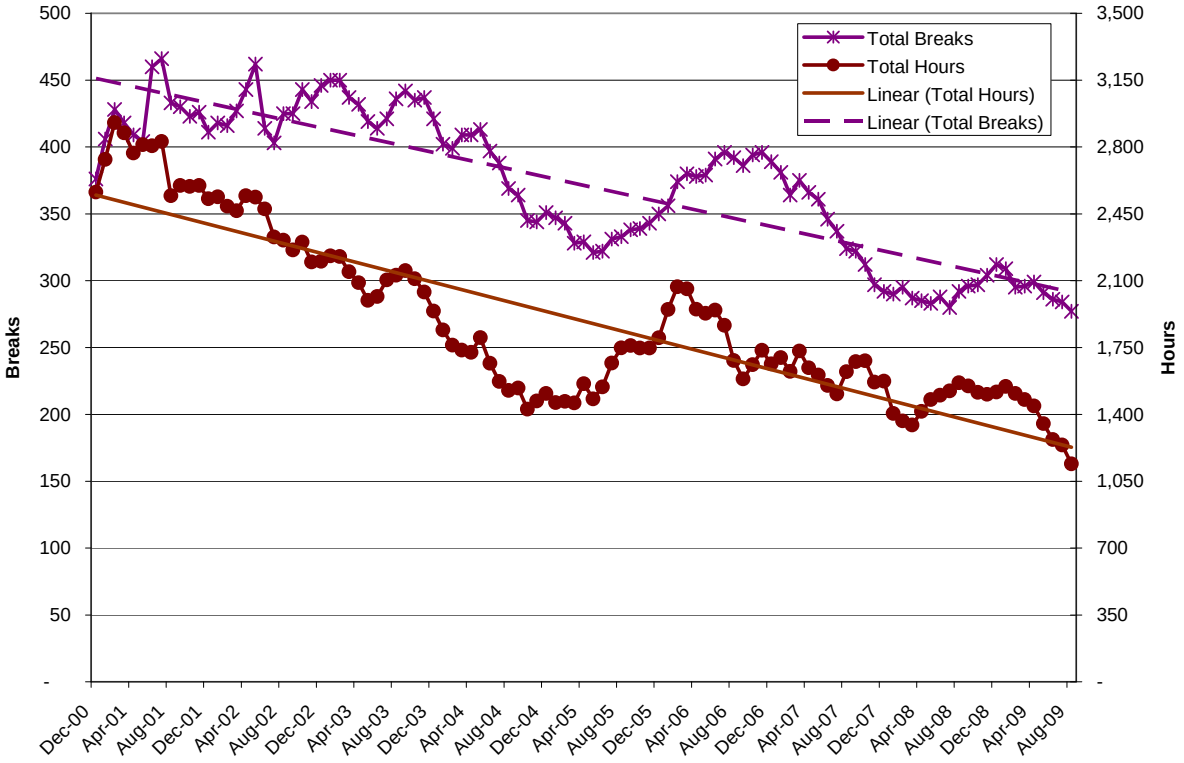

Figure 3. Russian River Summer Flow
Hacienda Bridge, through TUC Period, October 2, 2009

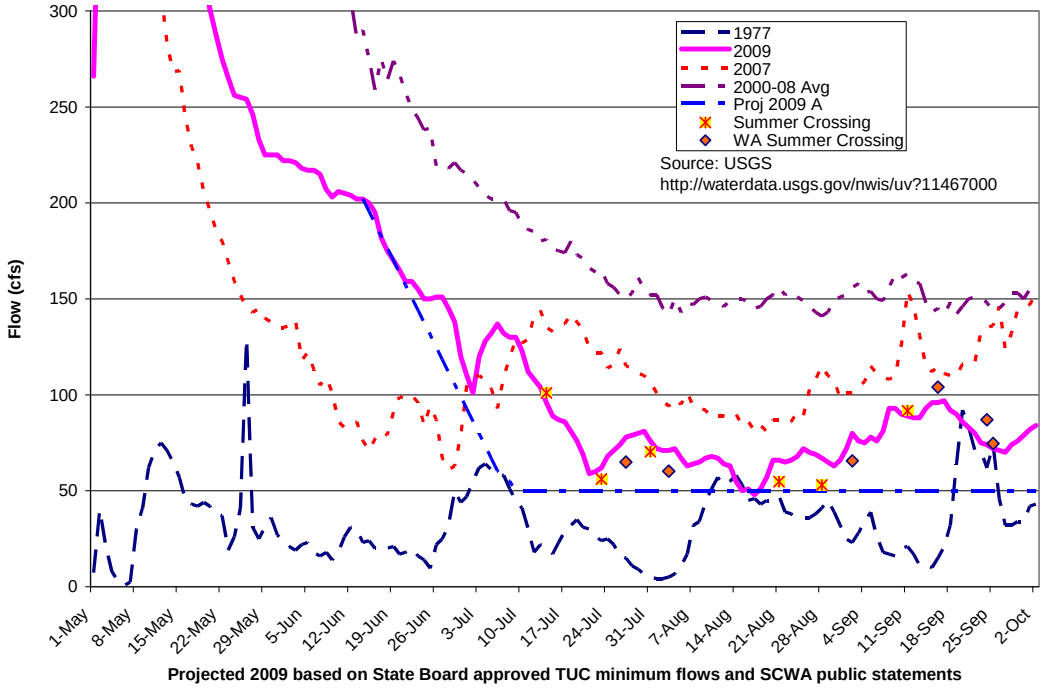

Figure 4. April through September Monthly Production
Sweetwater Springs Water District

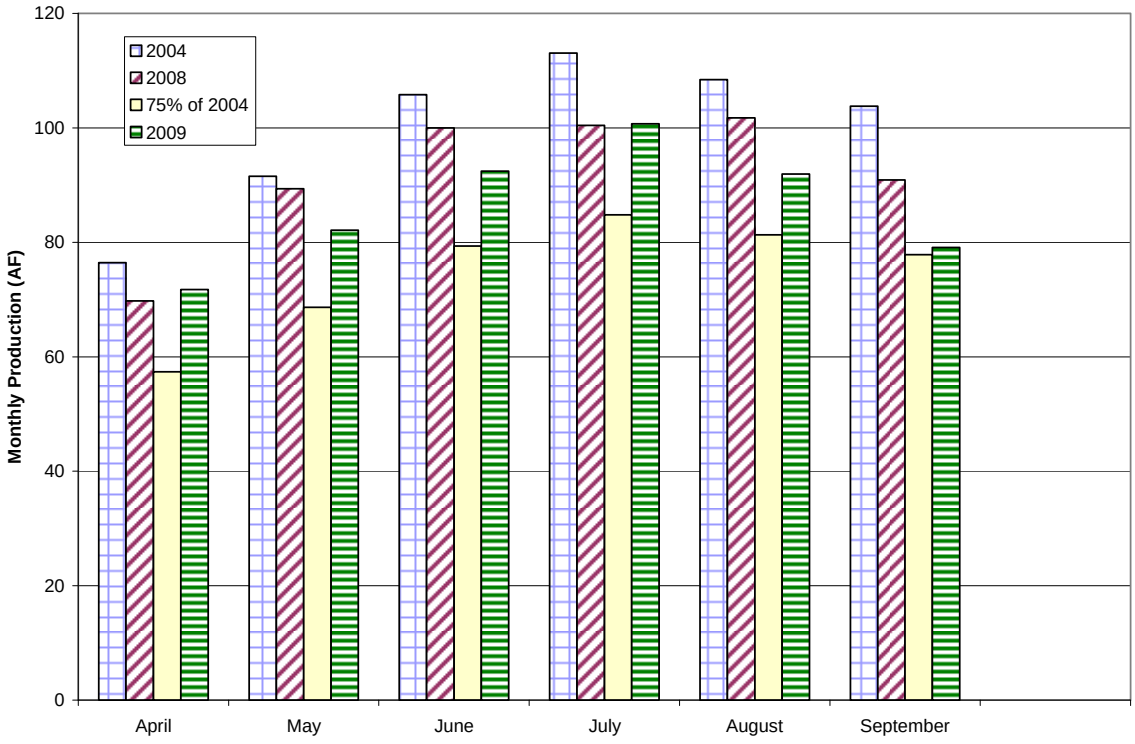

Figure 5. April through September Monthly Sales
Sweetwater Springs Water District

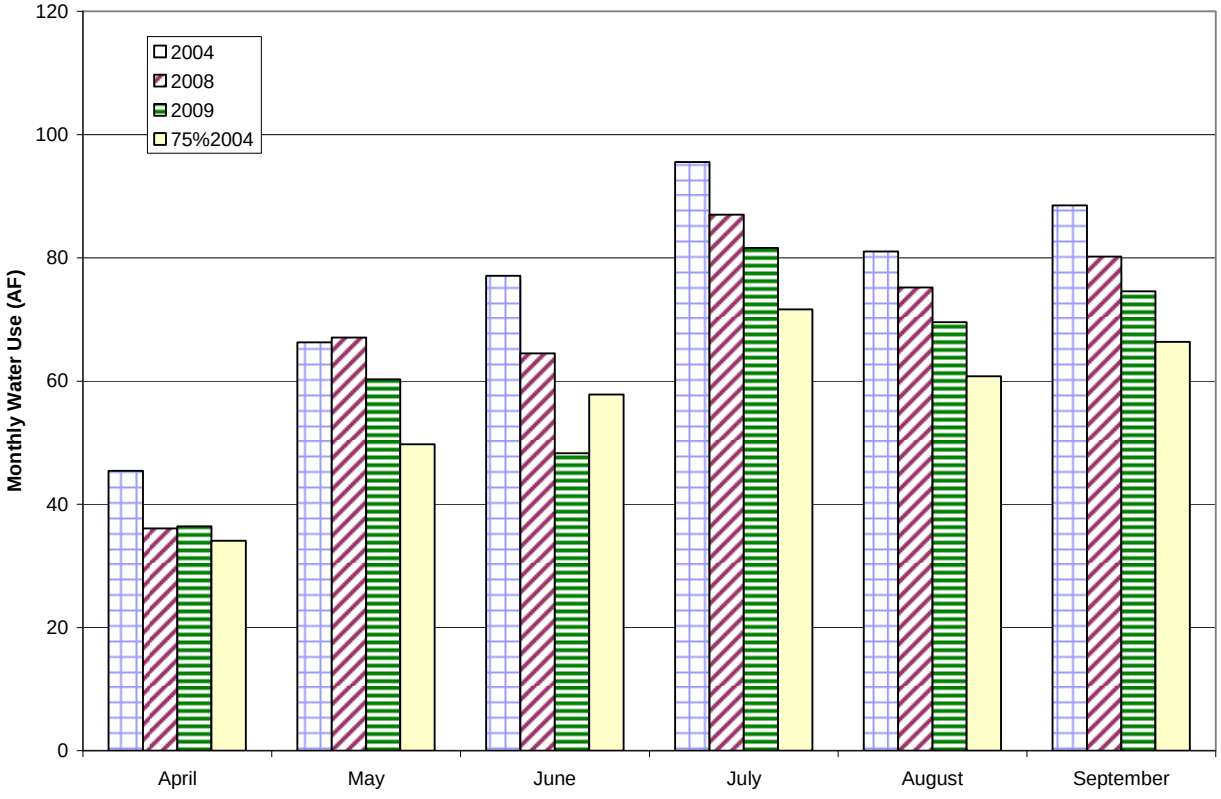

Table 1. Sweetwater Springs WD Calendar Gantt Chart		Jun-09	Jul-09	Aug-09	Sep-09	Oct-09	Nov-09	Dec-09	Jan-10	Feb-10	Mar-10	Apr-10	May-10	Jun-10	Jul-10	Aug-10	Sep-10	Oct-10	Nov-10	Dec-10	2011	2012
Ongoing Activity																						
Board Action																						
Other Milestone																						
Current Month																						
By Activity																						
Action Item/Milestone	**Projected Completion/ Milestone Date**																					
Crystal Communications Lease	Completed																					
2009 Water Rates Revision	Completed																					
2009 Water Rates Changes																						
• Board Direction on Rate Changes																						
• Prop 218 Mailing																						
• Public Hearing on Proposed Rates																						
• Adopt Rates with Budget																						
2009-10 Budget preparation	Completed																					
2010-11 Budget preparation																						
• Capital Improvement Program Board Discussion	December-09																					
• Staff Budget Preparation Begins																						
• Ad Hoc Budget Committee Reviews Draft Budget																						
• Draft Budget to Board for Discussion/Action	April-09																					
• Approve Budget	May-09																					
Capital Projects																						
• CIP IV-A, Project 1 Completion	Completed, June 09																					
• CIP IV-A, Project 2 Construction Start	May-09																					
• CIP IV-A, Project 2 Completion	October-09																					
• Phase IV-B Design	January-08																					
• Presentation of CIP Phase IV-B for Board Discussion/Action	February-08																					
• RRROC for CIP IV-B	July-09																					
• CIP Phase IV-B, Project 1 Construction Starts	April-10																					
• CIP Phase IV-B, Project 1 Construction Completed	October-10																					
Water Rights	Completed, License June																					
Contract Negotiations																						
• Start Negotiations Preparation	December-08																					
• Negotiations Start	April-10																					
• End of Contract	June-10																					
Building Lease																						
• Lease Ends	July-11																					
Policies and Procedures																						
• Capacity Charge Policy																						
• Budget Reserve Policy																						
• Other Policy																						
• Overall Review																						
Board and General Manager Goals and Objectives	July-09																					